

2004

Population aging and the rising cost of public pensions [Arabic]

John Bongaarts
Population Council

Follow this and additional works at: https://knowledgecommons.popcouncil.org/departments_sbsr-pgy



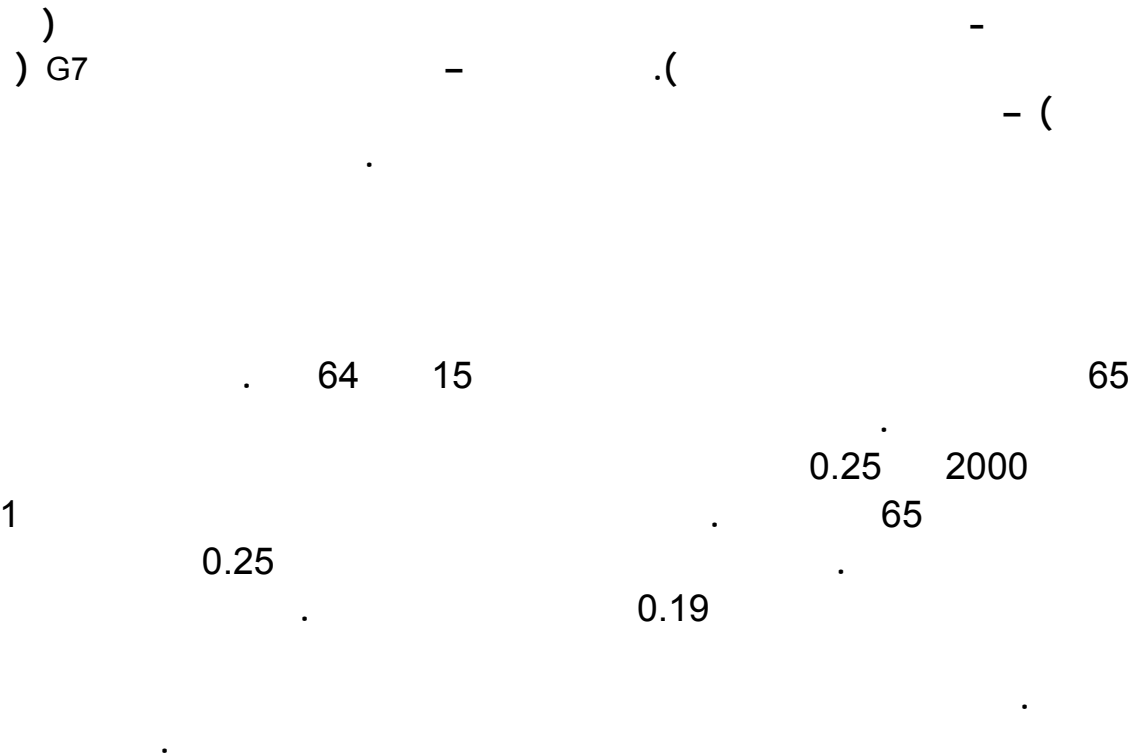
Part of the [Demography, Population, and Ecology Commons](#), [Family, Life Course, and Society Commons](#), [Gerontology Commons](#), and the [International Public Health Commons](#)

How does access to this work benefit you? Let us know!

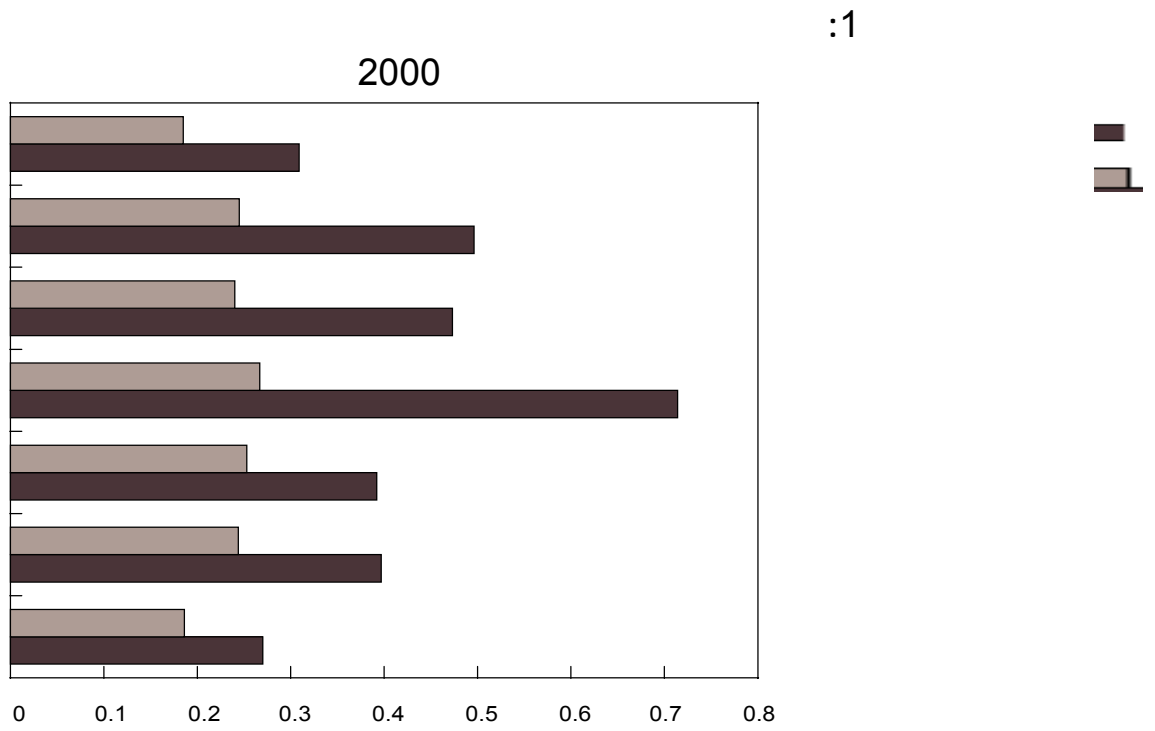
Recommended Citation

Bongaarts, John. 2004. "Population aging and the rising cost of public pensions," Policy Research Division Working Paper no. 185 [Arabic]. New York: Population Council. Version of record: <https://doi.org/10.1111/j.1728-4457.2004.00001.x>

This Working Paper is brought to you for free and open access by the Population Council.



.(United Nations 2003)



65 : 64-15

65

65

62 60

.(Gruber and Wise 1999) 55

65

2000 .(Disney and Johnson 2001) ¹

1.47 1.10 - 65

.(58 64)

65

.(2)

64-15

- 2000 .

(0.55) - 64-15

.(0.76) (0.74) (0.61)

0.77 2000

2 0.57

- -

(1)

0.71 2000 /

0.27

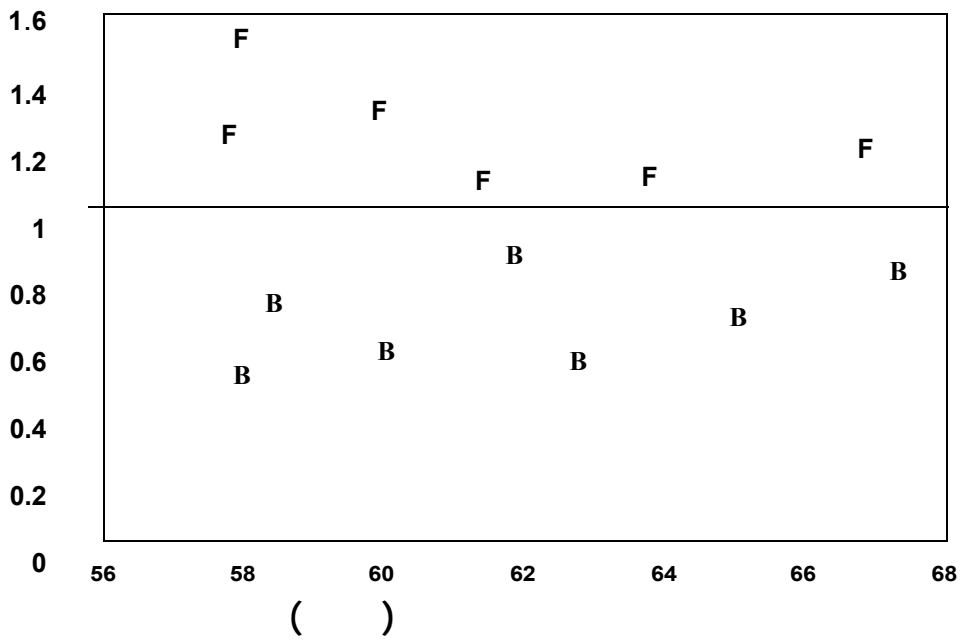
/

:

= /

/ ×

:(2)
2000



65
64-15

.(Latulipe 1996)

(1.47) (0.71) / (0.27)
 (0.76) (1.10) (0.27) (0.55) /
 (0.19)

65

%80 70
.(OECD 2001a) 65

()

(/)
 .(OECD 1001b; Dang et al. 2001)
 3

.(

.4()
 .()
 2000 (1)
 %8 (%29) %10
 .(%35) (%24)
 (1)
 2000

/						
0.40	0.73	1.19	0.24	0.20	0.08	
0.27	0.76	1.10	0.19	0.31	0.08	
0.31	0.72	1.21	0.18	0.33	0.10	
0.39	0.74	1.16	0.25	0.36	0.14	
0.48	0.68	1.33	0.24	0.51	0.24	
0.50	0.61	1.25	0.24	0.58	0.29	
0.71	0.55	1.47	0.27	0.49	0.35	

-15 65) 65 (64-15 65 65 : 64 / :

(1)) .⁵() (

/ .⁶

.(Disney and Johnson 2001)

" "

.(Disney and Johnson 2001)

(OECD 2001a)

.()

:

× =

(3)

/

(0.08)

benchmark

2050

2000

medium variant

.(United Nations 2003)

(4)

2010

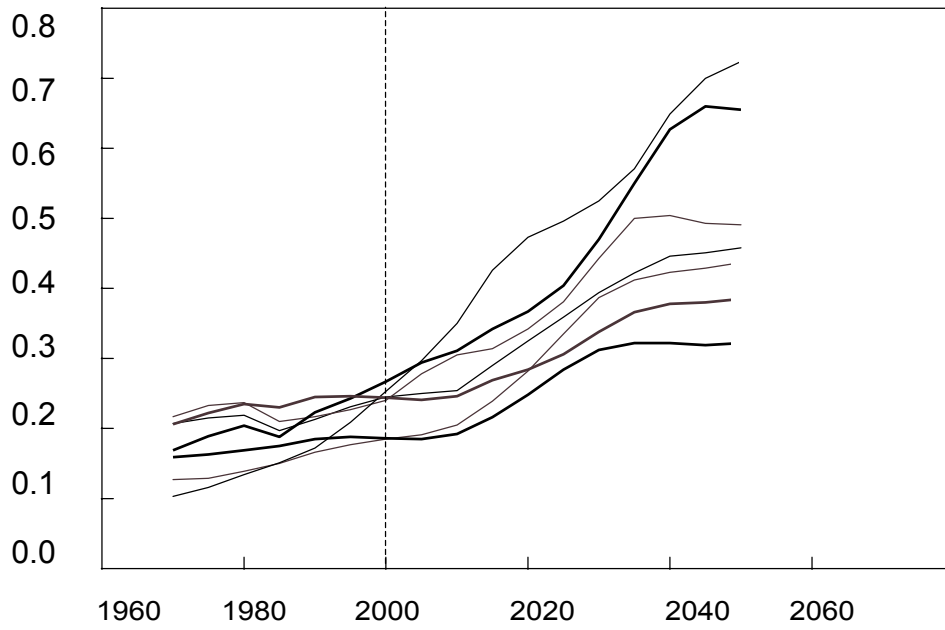
0.35

.(1.7) 1990

2000-1970

:(4)

2050-2000



65

:
64-15

.(UN 2003)

2010
 .2050
 2000 0.7
 0.24 0.32 0.19 :
 .2000 (0.72) 0.43 0.18 2050 0.25
 0.38

2050
 2050

2000 1970 5
 .(/) (OECD)

:)

.()

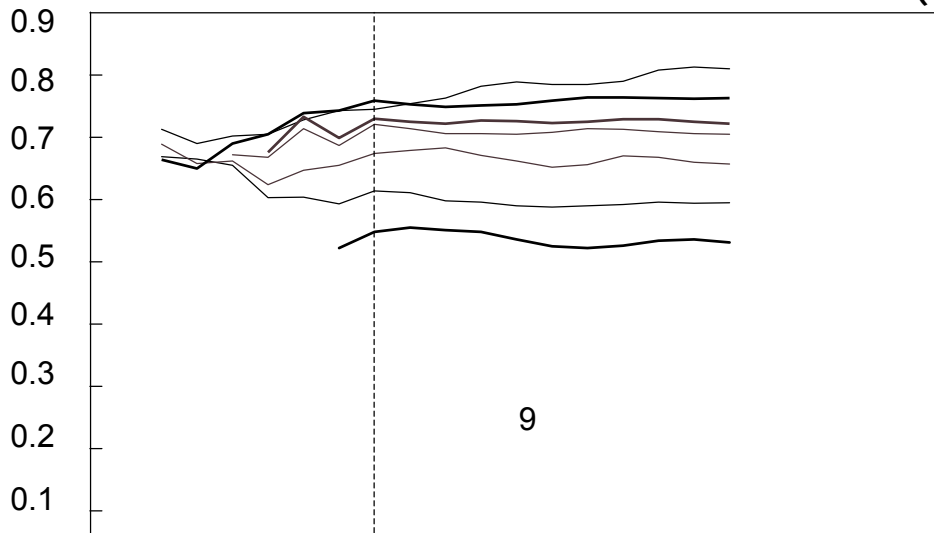
(

2050

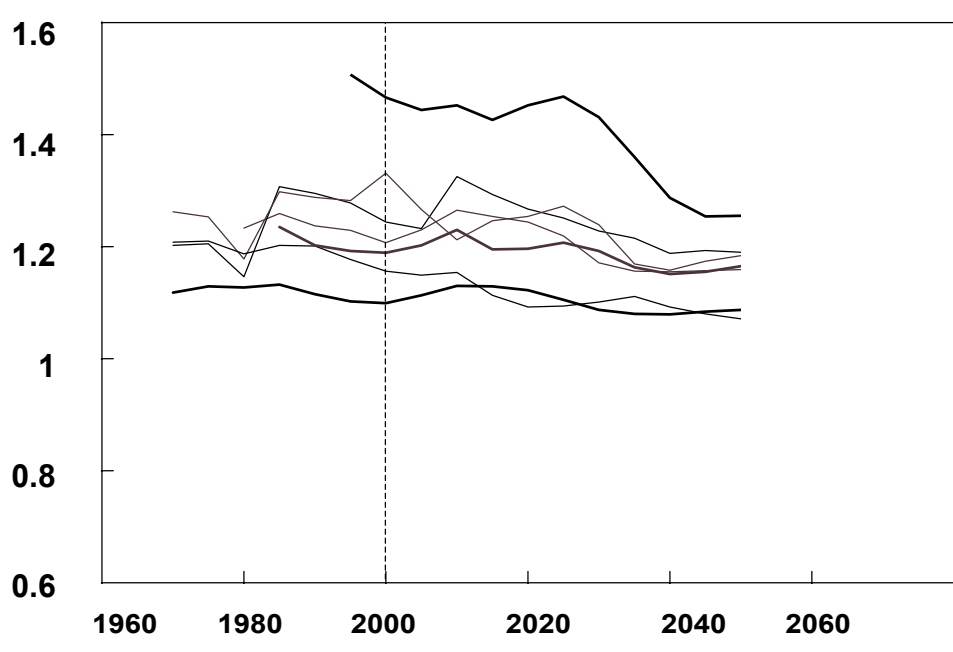
(5)

2000

2050-2000 2000-1970 :(5)



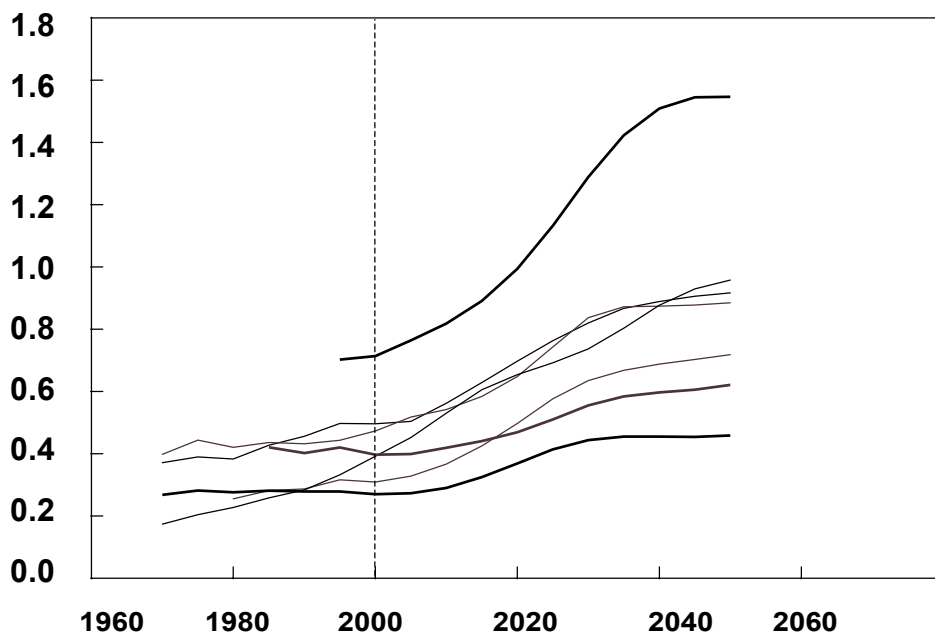
2050-2000 (OECD) 2000 :
 2000 2000-1970 :(6) 2050-



2050-2000 (OECD) 2000 :

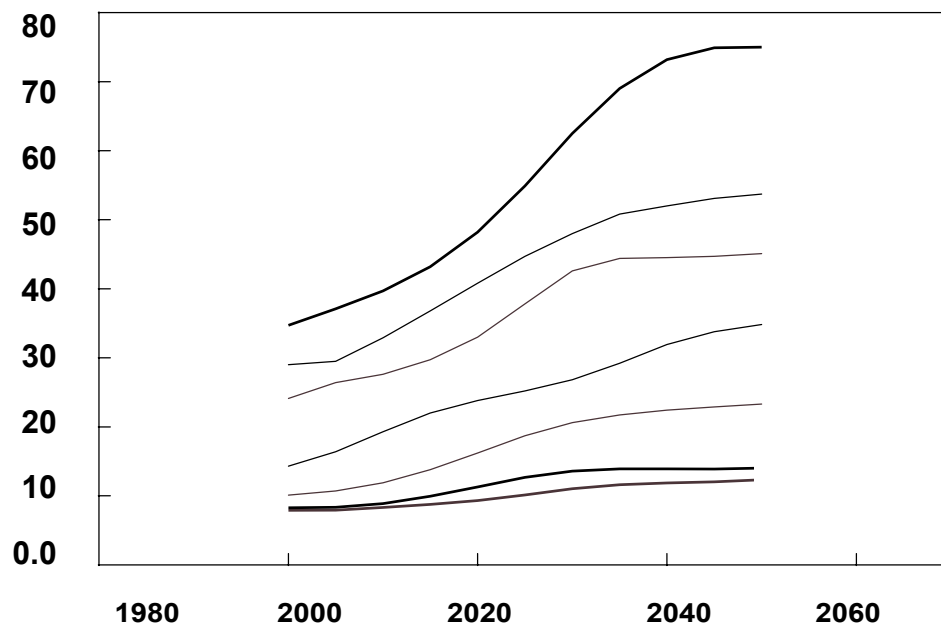
) .2000 1970 (6) (()
 :)
)
 2050 2000 8(
 1970

.2050
 2050
 .155
 2050
 (0.96)
 %70
 2050 0.46
 .2000 0.27
 2000 2000-1970 :(7)
 2050-



6 5 4 :
 (8)
 2000
 %75 35
 8) .2050 2000
 .(%12 8) (%14

(8)
 2005-2000



2000 7 :
 (Dang et al. 2001): أنظر/ي الملحق. (OECD 2001b)

الخيارات المتعلقة

10

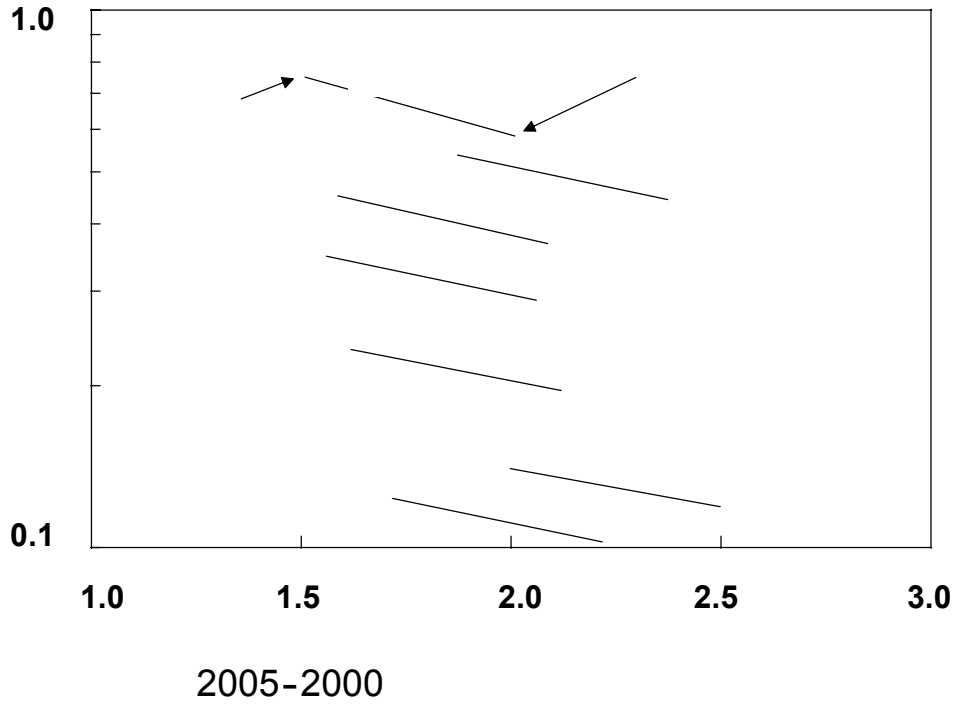
) 2050 2000
 (1.6) (1.5) (1.6) (1.9) (1.6) :
) (2.0) (1.7)
 (9) .¹¹(
 2050
 2050-2000 1.5
 2.0 0.5
 .%20 2050 0.59 .2050 0.75
) (9) 2050 2000
 .(

(2050-2000)

0.5

:(9)

:2050



.(United Nations 2001)

" "

1.000 2.5

(2.6) (1.2) (4.7) :

2050 2000

(0.4) (1.2)

2.5 10

(3.2) (2.2)

12

2050 1.000

0.35 2050 1.000 2.9 0.4

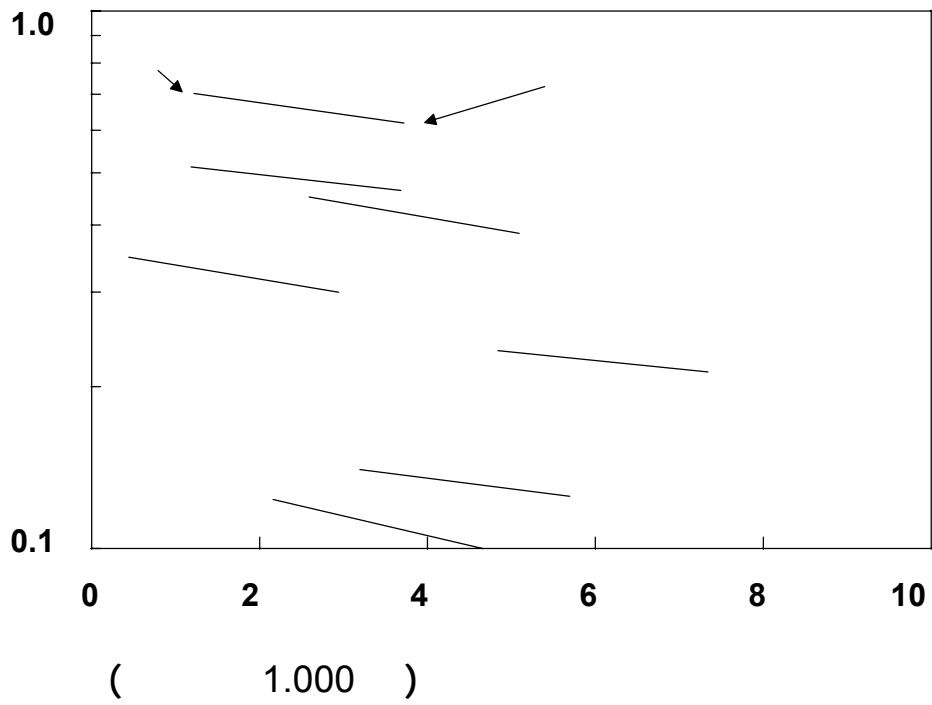
1.000 10

.0.29

.%5 2050

2005 2000

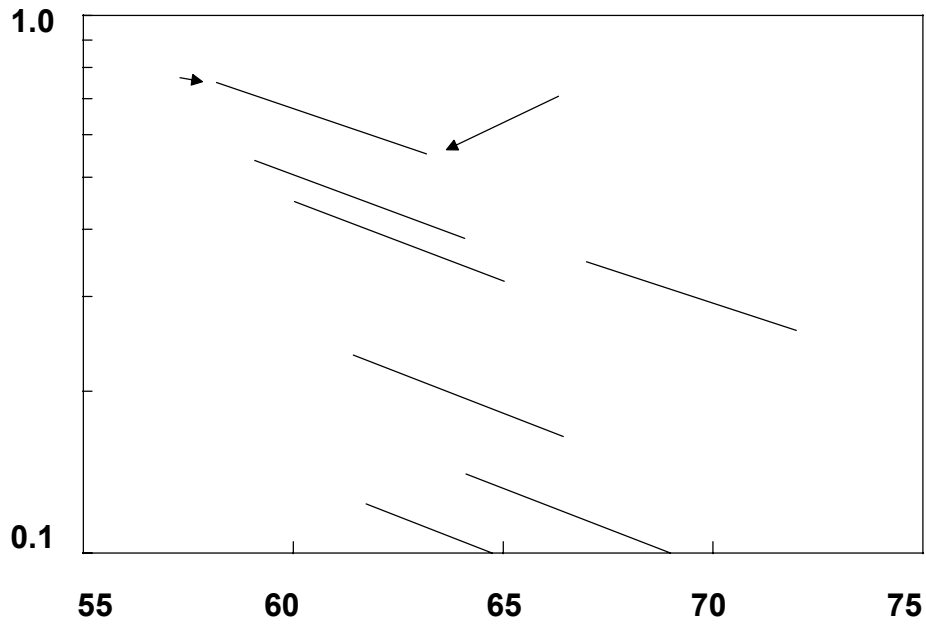
127) (45 58) (79 82) .(110
 2050
 %22
 .(%23 20)
 %21
 1.000 2.5
)
 .(%5 %4
 1.000 2.5 : (10)
 :2050 (2050-2000)



64 15 - -

55)
 0.40 0.70) (%
 .(

.0.70 0.55
 .%21
 . (11) .2050 2000
 %6 .2050
 .(OECD 2002a; Gruber and Wise 1999)
 (2050-2000) :(11)
 :2050



.2050

2000

.2050

%10

%55

(2)

2

) 2050 %10

:(2)

(

0.27	(2050-2000)

(Caldwell et al. 2002)

:)
(
(Caldwell et al. 2002)

1.000 2.9 0.4)
(
- 2050 - - %18

McDonald and Kippen 2001; United)

(Nations 2001; OECD 1998

Disney and Johnson 2001; Feldstein)

(and Siebert 2002; Jackson 2002

Appendix: Data sources

Population. Estimates (1970–2000) and projections (2000–2050, medium variant) of population by age (5-year age groups) and sex as well as total fertility rates and migration rates from United Nations (2003). These data are available online at <http://esa.un.org/unpp/>.

Employment. Estimates of employment and labor force participation rates by age and sex from 1970 to 2000 from OECD web site <http://www1.oecd.org/scripts/cde/>. Proportion of total employment that is self-employed from same source.

Earnings. Wages and salaries and GDP from OECD National Account Statistics (OECD 2002b). Self-employed income estimated by assuming that average earnings per self-employed worker equal the average earnings of employees.

Pension expenditures and benefits. Estimates of pension spending as a proportion of GDP in 2000 from OECD (2001b) and Dang et al. (2001). Total benefits in 2000 are assumed to equal total pension expenditures.

Mean age at retirement. Estimated from labor force participation rates by age and sex with method proposed by Latulippe (1996).

References

- Caldwell, John C., Pat Caldwell, and Peter McDonald. 2002. "Policy responses to low fertility and its consequences: A global survey," *Journal of Population Research* 19(1): 1–24.
- Chand, Sheetal and Albert Jaeger. 1996. "Aging populations and public pension schemes," *IMF Occasional Paper Number 147*. Washington, DC: International Monetary Fund.
- Dang, Thai Than, Pablo Antolin, and H. Oxley. 2001. "The fiscal implications of ageing: Projections of age-related spending," Economics Department Working Paper No. 305. Paris: OECD.
- Demeny, Paul. 2003. "Population policy," in Paul Demeny and Geoffrey McNicoll (eds.), *International Encyclopedia of Population*. New York: Macmillan Reference USA.
- Disney, Richard and Paul Johnson. 2001. "An overview," in Richard Disney and Paul Johnson

- (eds.), *Pension Systems and Retirement Incomes across OECD Countries*. Cheltenham, UK: Edward Elgar.
- Feldstein, Martin and Horst Siebert. 2002. *Social Security Pension Reform in Europe*. Chicago: University of Chicago Press.

JOHN BONGAARTS

- Gauthier, A. H. 1996. *The State and the Family: A Comparative Analysis of Family Policies in Industrialized Countries*. Oxford: Oxford University Press.
- Gruber, Jonathan and David A. Wise. 1999. "Introduction and summary," in Jonathan Gruber and David A. Wise (eds.), *Social Security and Retirement around the World*. Chicago: University of Chicago Press.
- Jackson, Richard. 2002. *The Global Retirement Crisis*. Washington, DC: Center for Strategic and International Studies.
- Latulippe, Denis. 1996. "Effective retirement age and duration of retirement in the industrial countries between 1950 and 1990," *Issues in Social Protection*, Discussion Paper 2. Geneva: International Labour Office, Social Security Office.
- McDonald, Peter and Rebecca Kippen. 2001. "Labor supply prospects in 16 developed countries, 2000–2050," *Population and Development Review* 27(1): 1–32.
- OECD. 1998. *Maintaining Prosperity in an Ageing Society*. Paris: OECD Publications.
- . 2001a. *Ageing and Income: Financial Resources and Retirement in 9 OECD Countries*. Paris: OECD Publications.
- . 2001b. "The fiscal implications of ageing: Projections of age-related spending," *OECD Economic Outlook*, June.
- . 2002a. "Increasing employment: The role of later retirement." *OECD Economic Outlook*, December.
- . 2002b. *National Accounts of OECD Countries: Main Aggregates 1970/2000*, 2002 Edition, Volume I (CD-ROM Windows). Paris: OECD Publications.
- United Nations. 2001. *Replacement Migration: Is It a Solution to Declining and Ageing Populations?* New York: United Nations.
- . 2003. *World Population Prospects: The 2002 Revision*. New York: United Nations Population Division. Estimates (1950–2000) and projections (2000–2050), medium variant, are also available at <http://esa.un.org/unpp/>.

World Bank. 1994. *Averting the Old-age Crisis: Policies to Protect the Old and Promote Growth*. Oxford: Oxford University Press.

